



**CTS (NINGBO) TESTING SERVICE TECHNOLOGY
INTERNATIONAL**

OPERATE ACCORDING TO ISO/IEC 17025

C-TICK TEST REPORT

TEST REPORT NUMBER : CGZ3130926-00879-E



CTS (Ningbo) Testing Service Technology Co., Ltd.
2/F., South Tower, Huoju Building, No.181, Canghai Road,
Jiangdong Science and Technology Park, Ningbo, Zhejiang, China

TEST REPORT AS/NZS CISPR 15 : 2011 Limits and methods of measurements of radio disturbance characteristics of electrical lighting and similar equipment.	
Report Reference No.	CGZ3130926-00879-E
Date of issue	29 September 2013
Testing Laboratory Name	CTS (Ningbo) Testing Service Technology Co., Ltd.
Address	GZ test site: A101, No.65, Zhuji Road, Tianhe District, Guangzhou, Guangdong, China.
Testing location/ procedure	Full application of Harmonised standards <input checked="" type="checkbox"/> Partial application of Harmonised standards <input type="checkbox"/> Other standard testing method <input type="checkbox"/>
Applicant's name	Shenzhen Aglare Lighting Co.,Ltd.
Address	Factory A, Supply and Marketing Cooperative Park Guanlan Avenue, Guanlan Town Bao' an District, City, Guangdong, China
Test specification:	
Standard	AS/NZS CISPR 15 : 2011
Test Report Form No.	CTSEMC-1.0
TRF Originator	CTS (Ningbo) Testing Service Technology Co., Ltd.
Master TRF	Dated 2009-01
CTS (Ningbo) Testing Service Technology Co., Ltd. All rights reserved. This publication may be reproduced in whole or in part for non-commercial purposes as long as the CTS (Ningbo) Testing Service Technology Co., Ltd. is acknowledged as copyright owner and source of the material. CTS (Ningbo) Testing Service Technology Co., Ltd. takes no responsibility for and will not assume liability for damages resulting from the reader's interpretation of the reproduced material due to its placement and context.	
Test item description.	LED Driver
Trade Mark	Aglare Driver
Manufacturer	Shenzhen Aglare Lighting Co.,Ltd.
Model/Type reference	YJ-020WE036-600P
Ratings	AC 230-240V, 50/60Hz, 10/20W(A)
Result	PASSED

Compiled by:



Kate zhang / File administrators

Supervised by:



Duke yang / Technique principal

Approved by:



Vincent yao / Manager

Copyright of this report is owned by Centre of Testing Service and may not be reproduced other than in full except with the written approval of the issuing Company.

CTS (Ningbo) Testing Service Technology Co., Ltd.

2/F., South Tower, Huoju Building, No.181, Canghai Road, Jiangdong Science and Technology Park, Ningbo, Zhejiang, China

Tel: +86-20-85543113 (32 lines)

Fax: +86-20-38780406

Complaint line: +86-20-85533471

E-mail: cts@cts-lab.com.cn

See Reverse For Terms And Conditions of Service



C-TICK--TEST REPORT

Test Report No. : CGZ3130926-00879-E	<u>29 September 2013</u> Date of issue
--	---

Type / Model.....	YJ-020WE036-600P
EUT.....	LED Driver
Applicant	Shenzhen Aglare Lighting Co.,Ltd.
Address.....	Factory A, Supply and Marketing Cooperative Park Guanlan Avenue, Guanlan Town Bao' an District, City, Guangdong, China
Telephone.....	+86-755-88868631
Fax.....	+86-755-88863251
Contact.....	Cheng Jun
Manufacturer	Shenzhen Aglare Lighting Co.,Ltd.
Address.....	Factory A, Supply and Marketing Cooperative Park Guanlan Avenue, Guanlan Town Bao' an District, City, Guangdong, China
Telephone.....	+86-755-88868631
Fax.....	+86-755-88863251
Contact.....	Cheng Jun
Factory	Shenzhen Aglare Lighting Co.,Ltd.
Address.....	Factory A, Supply and Marketing Cooperative Park Guanlan Avenue, Guanlan Town Bao' an District, City, Guangdong, China
Telephone.....	+86-755-88868631
Fax.....	+86-755-88863251
Contact.....	Cheng Jun

The test report merely corresponds to the test sample.
It is not permitted to copy extracts of these test result without the written permission of the test laboratory.

Copyright of this report is owned by Centre of Testing Service and may not be reproduced other than in full except with the written approval of the issuing Company.

CTS (Ningbo) Testing Service Technology Co., Ltd.

2/F., South Tower, Huoju Building, No.181, Canghai Road, Jiangdong Science and Technology Park, Ningbo, Zhejiang, China

Tel: +86-20-85543113 (32 lines)

Fax: +86-20-38780406

Complaint line: +86-20-85533471

E-mail: cts@cts-lab.com.cn

See Reverse For Terms And Conditions of Service

TABLE OF CONTENTS

Description	Page
1 TEST STANDARDS	4
2 SUMMARY	4
2.1 GENERAL REMARKS	4
2.2 FINAL ASSESSMENT	4
3 EQUIPMENT UNDER TEST	5
3.1 Power supply system utilised.....	5
3.2 Short description of the Equipment under Test (EUT).....	5
3.3 EUT operation mode	5
3.4 EUT configuration	5
4 TEST ENVIRONMENT	6
4.1 Address of the test laboratory	6
4.2 Test facility.....	6
4.3 Environmental conditions	6
4.4 Definitions of symbols used in this test report.....	6
4.5 Statement of the measurement uncertainty	6
4.6 Measurement Uncertainty	7
4.7 Test Description	7
5 TEST CONDITIONS AND RESULTS	8
5.1 Conducted disturbance	8
5.2 Radiated disturbance (magnetic field).....	12
5.3 Radiated disturbance (Electric field).....	17
6 USED TEST EQUIPMENT	21
7 TEST PHOTOGRAPHS	22
7.1. Photo of power line conducted emission measurement (C.E.).....	22
7.2. Photo of radiated emission measurement (R.E. Magnetic field).....	22
7.3. Photo of radiated emission measurement (R.E. Electric field)	22
8 EXTERNAL AND INTERNAL PHOTOS OF THE EUT	23
9 Manufacturer/ Approval holder Declaration	27

Copyright of this report is owned by Centre of Testing Service and may not be reproduced other than in full except with the written approval of the issuing Company.

CTS (Ningbo) Testing Service Technology Co., Ltd.

2/F., South Tower, Huoju Building, No.181, Canghai Road, Jiangdong Science and Technology Park, Ningbo, Zhejiang, China

Tel: +86-20-85543113 (32 lines)

Fax: +86-20-38780406

Complaint line: +86-20-85533471

E-mail: cts@cts-lab.com.cn

See Reverse For Terms And Conditions of Service

1 TEST STANDARDS

The tests were performed according to following standards:

AS/NZS CISPR 15:2011 Limits and methods of measurements of radio disturbance characteristics of electrical lighting and similar equipment.

2 SUMMARY

2.1 GENERAL REMARKS

Date of receipt of test sample	26 September 2013
Testing commenced on	26~28 September 2013
Testing concluded on	29 September 2013

2.2 FINAL ASSESSMENT

The EMC requirements pertaining to the technical standards and tested operation modes are

- fulfilled.
- **not** fulfilled.

The equipment under test

- fulfils the EMC requirements cited on page 1.
- **does not** fulfil the EMC requirements cited on page 1.

3 EQUIPMENT UNDER TEST

3.1 Power supply system utilised

Power supply voltage: AC 230V/50Hz
 Other (Specified blank below)

3.2 Short description of the Equipment under Test (EUT)

Number of tested samples: 1
Serial number: Prototype

3.3 EUT operation mode

The equipment under test was operated during the measurement under the following conditions:

- Normal

Operating Mode: Normal

Emissions tests.....: According to AS/NZS CISPR 15, searching for the highest disturbance.

3.4 EUT configuration

(The CDF filled by the applicant can be viewed at the test laboratory.)

The following peripheral devices and interface cables were connected during the measurement:

Not Applicable

4 TEST ENVIRONMENT

4.1 Address of the test laboratory

GZ test site: A101, No.65, Zhuji Road, Tianhe District, Guangzhou, Guangdong, China

Tel: +86-20-85543113 (32 lines)

Fax: +86-20-38780406

4.2 Test facility

The test facility is recognized, certified, or accredited by the following organizations:

CNAS-Lab Code: L3394

CTS (Ningbo) Testing Service Technology Co., Ltd. has been assessed and proved to be in compliance with CNAS-CL01: 2006 Accreditation Criteria for Testing and Calibration Laboratories (identical to ISO/IEC 17025: 2005 General Requirements) for the Competence of Testing and Calibration Laboratories.

IC-Registration No.: 8374A

The 3m Alternate Test Site of CTS (Ningbo) Testing Service Technology Co., Ltd. has been registered by Certification and Engineering Bureau of Industry Canada for the performance of radiated measurements with Registration No. 8374A on June 06, 2011.

FCC-Registration No.: 971995

CTS (Ningbo) Testing Service Technology Co., Ltd. EMC Laboratory has been registered and fully described in a report filed with the FCC (Federal Communications Commission). The acceptance letter from the FCC is maintained in our files. Registration No.971995, July 13, 2012.

4.3 Environmental conditions

During the measurement the environmental conditions were within the listed ranges:

Temperature:	15~35 ° C
Humidity:	25~75 %
Atmospheric pressure:	86~106 kPa

4.4 Definitions of symbols used in this test report

- - The black square indicates that the listed condition, standard or equipment is applicable for this report.
- - The empty square indicates that the listed condition, standard or equipment is **not** applicable for this report.

4.5 Statement of the measurement uncertainty

The data and results referenced in this document are true and accurate. The reader is cautioned that there may be errors within the calibration limits of the equipment and facilities. The measurement uncertainty was calculated for all measurements listed in this test report acc. to CISPR 16 - 4 "Specification for radio disturbance and immunity measuring apparatus and methods – Part 4: Uncertainty in EMC Measurements" and is documented in the CTS quality system acc. to DIN EN ISO/IEC 17025. Furthermore, component and process variability of devices similar to that tested may result in additional deviation. The manufacturer has the sole responsibility of continued compliance of the device.

Copyright of this report is owned by Centre of Testing Service and may not be reproduced other than in full except with the written approval of the issuing Company.

CTS (Ningbo) Testing Service Technology Co., Ltd.

2/F., South Tower, Huoju Building, No.181, Canghai Road, Jiangdong Science and Technology Park, Ningbo, Zhejiang, China

Tel: +86-20-85543113 (32 lines)

Fax: +86-20-38780406

Complaint line: +86-20-85533471

E-mail: cts@cts-lab.com.cn

See Reverse For Terms And Conditions of Service

4.6 Measurement Uncertainty

Test Item	Frequency Range	Uncertainty	Note
Conduction disturbance	150kHz~30MHz	±1.22dB	(1)
Power disturbance	30MHz~300MHz	±1.38dB	(1)
Radiation emission (3m)	30MHz~300MHz	±3.14dB	(1)
	300MHz~1000MHz	±3.18dB	(1)

- (1) This uncertainty represents an expanded uncertainty expressed at approximately the 95% confidence level using a coverage factor of k=2.
- (2) The actual EUT tested items in this test report, only applies to this "measurement uncertainty" in part / all of the corresponding data.

4.7 Test Description

4.7.1 Description of Standards and Results

EMISSION			
Description of Test Item	Standard	Limits	Results
Conducted disturbance at mains terminals	AS/NZS CISPR 15: 2011	-----	PASSED
Radiatd Electromagnetic Disturbance	AS/NZS CISPR 15: 2011	-----	PASSED
Radiatd Disturbance	AS/NZS CISPR 15: 2011	-----	PASSED
N/A is an abbreviation for Not Applicable.			

5 TEST CONDITIONS AND RESULTS

5.1 Conducted disturbance

For test instruments and accessories used see section 6 part 6.3.

5.1.1 Description of the test location

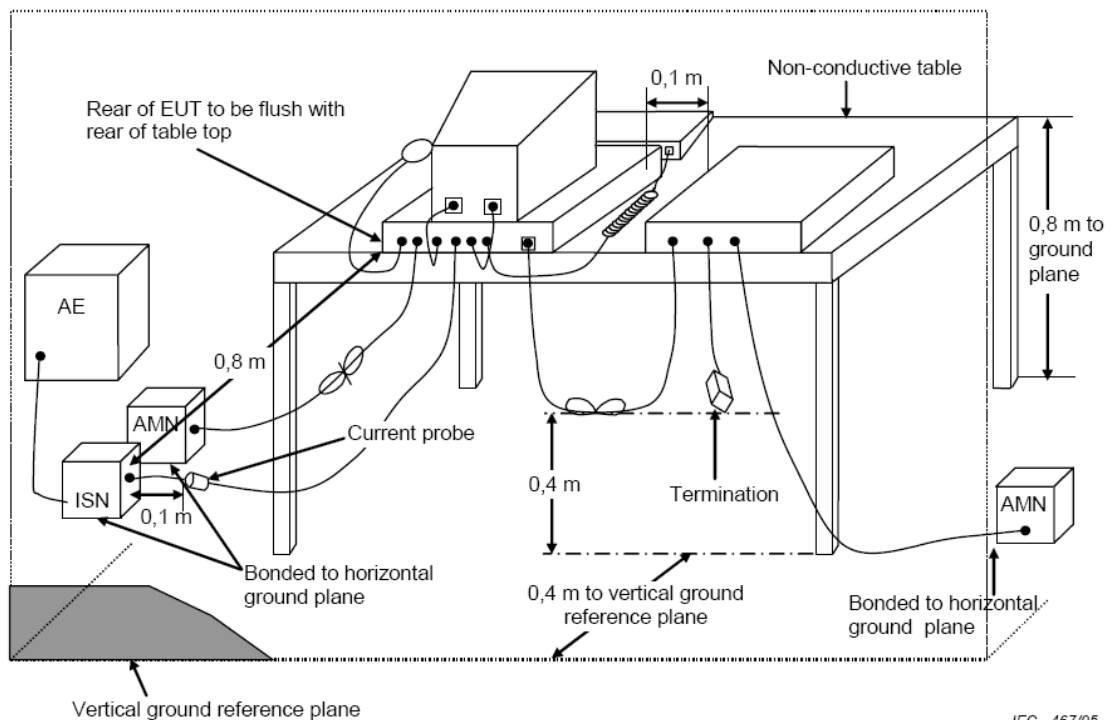
Test location: Shielded room

5.1.2 Description of the test set-up

5.1.2.1 Operating Condition

The EUT is engraving during the test, and the results of the maximum emanation are recorded

5.1.2.2 Block Diagram of Test Setup



5.1.3 Limits disturbance

Frequency	At mains terminals (dB μ V)	
	Quasi-peak Level	Average Level
9kHz ~ 50kHz	110	--
50kHz ~ 150kHz	90 ~ 80*	--
150kHz ~ 0.5MHz	66 ~ 56*	56 ~ 46*
0.5MHz ~ 2.51MHz	56	46
2.51MHz ~ 3.0MHz	73	63
3.0MHz ~ 5.0MHz	56	46
5.0MHz ~ 30MHz	60	50

Note: (1) The tighter limit shall apply at the edge between two frequency bands.

Copyright of this report is owned by Centre of Testing Service and may not be reproduced other than in full except with the written approval of the issuing Company.

CTS (Ningbo) Testing Service Technology Co., Ltd.

2/F., South Tower, Huoju Building, No.181, Canghai Road, Jiangdong Science and Technology Park, Ningbo, Zhejiang, China

Tel: +86-20-85543113 (32 lines)

Fax: +86-20-38780406

Complaint line: +86-20-85533471

E-mail: cts@cts-lab.com.cn

See Reverse For Terms And Conditions of Service

5.1.4 Test result

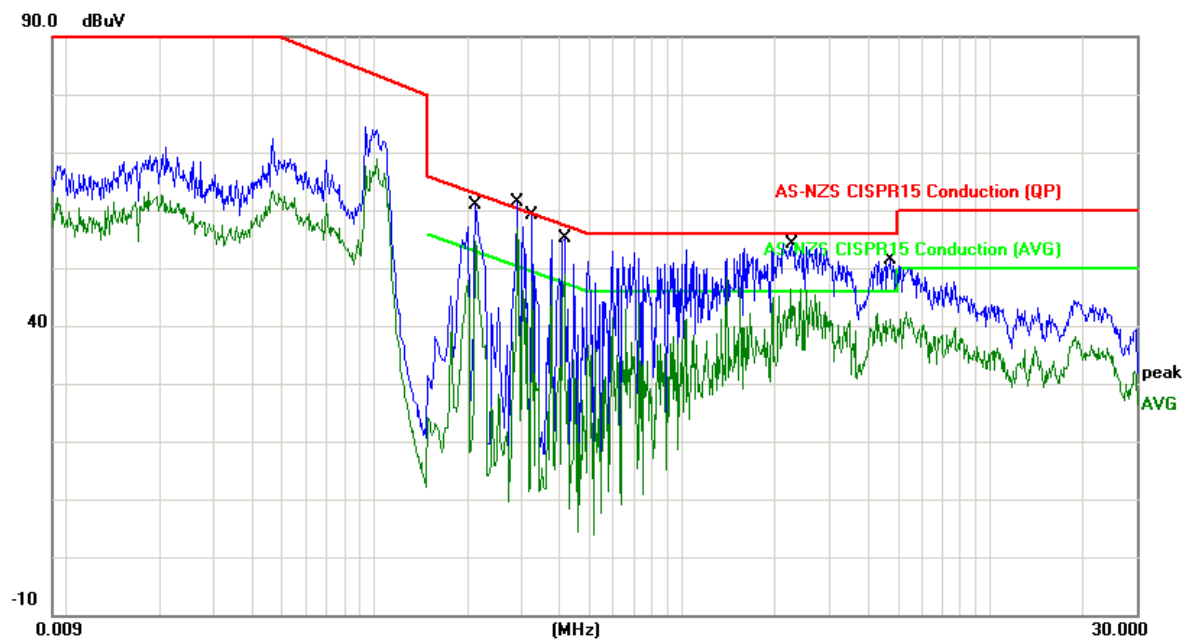
The requirements are	Fulfilled
Band width	9kHz
Frequency range	9kHz - 30 MHz
Min. limit margin	>1.26 dB at 9kHz - 30 MHz

Remarks: The limits are kept. For detailed results, please see the following page(s).

5.1.5 Test protocol

Test point	L	Result:	■ - passed
Operation mode	Normal		□ - not passed
Remarks:			

EUT	LED Driver
Operating Condition	AC 240V/50Hz
Operator	Leo
MODEL NO.	YJ-020WE036-600P



No.	Frequency (MHz)	Factor (dB)	Reading (dBuV)	Level (dBuV)	Limit (dBuV)	Margin (dB)	Detector
1	0.2140	9.78	50.77	60.55	63.04	-2.49	QP
2	0.2140	9.78	35.88	45.66	53.04	-7.38	AVG
3	0.2940	9.79	48.79	58.58	60.41	-1.83	QP
4	0.2940	9.79	32.62	42.41	50.41	-8.00	AVG
5	0.3260	9.80	47.26	57.06	59.55	-2.49	QP
6	0.3260	9.80	29.11	38.91	49.55	-10.64	AVG
7	0.4140	9.82	43.67	53.49	57.57	-4.08	QP
8	0.4140	9.82	26.26	36.08	47.57	-11.49	AVG
9	2.2820	9.87	39.39	49.26	56.00	-6.74	QP
10	2.2820	9.87	25.08	34.95	46.00	-11.05	AVG
11	4.7940	9.92	34.60	44.52	56.00	-11.48	QP
12	4.7940	9.92	24.50	34.42	46.00	-11.58	AVG

Copyright of this report is owned by Centre of Testing Service and may not be reproduced other than in full except with the written approval of the issuing Company.

CTS (Ningbo) Testing Service Technology Co., Ltd.

2/F., South Tower, Huoju Building, No.181, Canghai Road, Jiangdong Science and Technology Park, Ningbo, Zhejiang, China

Tel: +86-20-85543113 (32 lines)

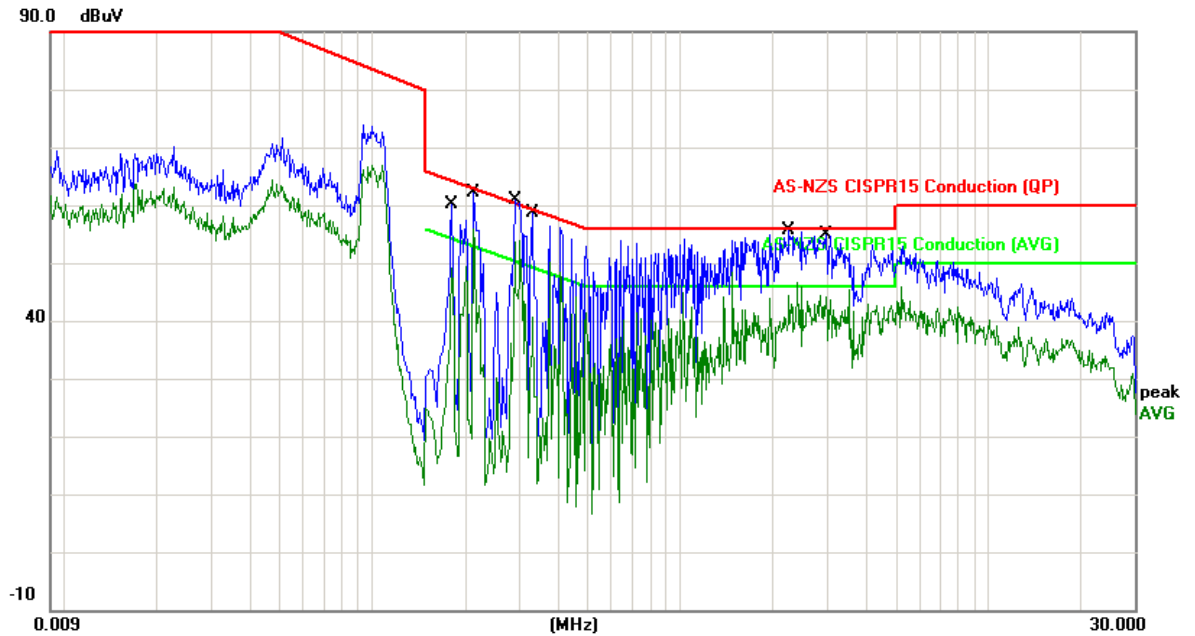
Fax: +86-20-38780406

Complaint line: +86-20-85533471

E-mail: cts@cts-lab.com.cn

See Reverse For Terms And Conditions of Service

Test point:	N	Result:	■ - passed
Operation mode:	Normal		□ - not passed
Remarks:			



No.	Frequency (MHz)	Factor (dB)	Reading (dBuV)	Level (dBuV)	Limit (dBuV)	Margin (dB)	Detector
1	0.1820	9.78	48.72	58.50	64.39	-5.89	QP
2	0.1820	9.78	31.28	41.06	54.39	-13.33	AVG
3	0.2140	9.78	51.63	61.41	63.04	-1.63	QP
4	0.2140	9.78	36.66	46.44	53.04	-6.60	AVG
5	0.2940	9.79	49.36	59.15	60.41	-1.26	QP
6	0.2940	9.79	35.51	45.30	50.41	-5.11	AVG
7	0.3300	9.80	49.03	58.83	59.45	-0.62	QP
8	0.3300	9.80	29.64	39.44	49.45	-10.01	AVG
9	2.2580	9.87	40.94	50.81	56.00	-5.19	QP
10	2.2580	9.87	26.86	36.73	46.00	-9.27	AVG
11	2.9940	9.89	40.23	50.12	56.00	-5.88	QP
12	2.9940	9.89	27.42	37.31	46.00	-8.69	AVG

Note: Level=Reading+Factor. Margin= Limit-Level

Copyright of this report is owned by Centre of Testing Service and may not be reproduced other than in full except with the written approval of the issuing Company.

CTS (Ningbo) Testing Service Technology Co., Ltd.

2/F., South Tower, Huoju Building, No.181, Canghai Road, Jiangdong Science and Technology Park, Ningbo, Zhejiang, China

Tel: +86-20-85543113 (32 lines)

Fax: +86-20-38780406

Complaint line: +86-20-85533471

E-mail: cts@cts-lab.com.cn

See Reverse For Terms And Conditions of Service

5.2 Radiated disturbance (magnetic field)

For test instruments and accessories used see section 6 part 6.2.

5.2.1 Description of the test location

Test location : Shielded room

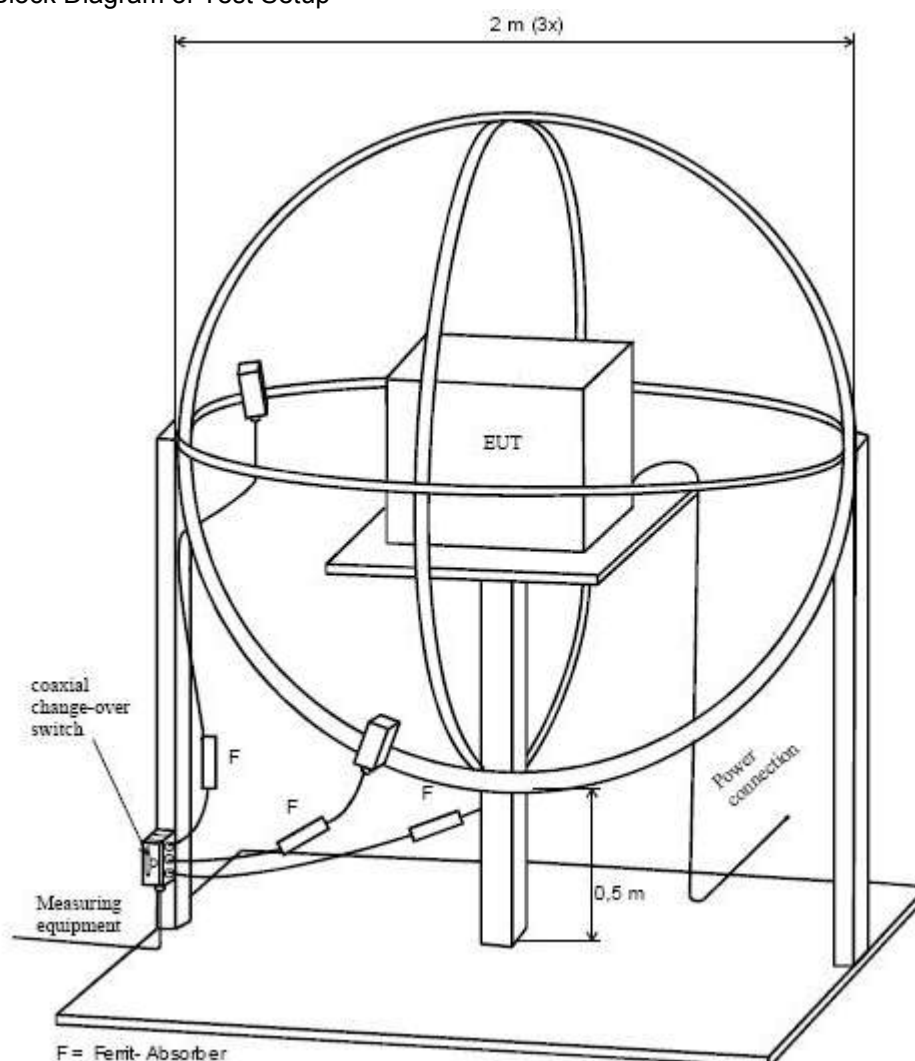
Test disturbance: 2 Meter

5.2.2 Description of the test set-up

5.2.2.1 Operating Condition

The EUT is engraving during the test, and the results of the maximum emanation are recorded

5.2.2.2 Block Diagram of Test Setup



Copyright of this report is owned by Centre of Testing Service and may not be reproduced other than in full except with the written approval of the issuing Company.

CTS (Ningbo) Testing Service Technology Co., Ltd.

2/F., South Tower, Huoju Building, No.181, Canghai Road, Jiangdong Science and Technology Park, Ningbo, Zhejiang, China

Tel: +86-20-85543113 (32 lines)

Fax: +86-20-38780406

Complaint line: +86-20-85533471

E-mail: cts@cts-lab.com.cn

See Reverse For Terms And Conditions of Service

5.2.3 Limits of disturbance

Frequency	Limits for loop diameter (dB μ A)	
	2m	
9kHz ~ 70kHz	88	
70kHz ~ 150kHz	88 ~ 58*	
150kHz ~ 2.2MHz	58 ~ 26*	
2.2MHz ~ 3.0MHz	58	
3.0MHz ~ 30MHz	22	

Note: (1) The tighter limit shall apply at the edge between two frequency bands.

(2) Distance refers to the distance in meters between the test instrument antenna and the closest point of any part of the E.U.T.

5.2.4 Test result

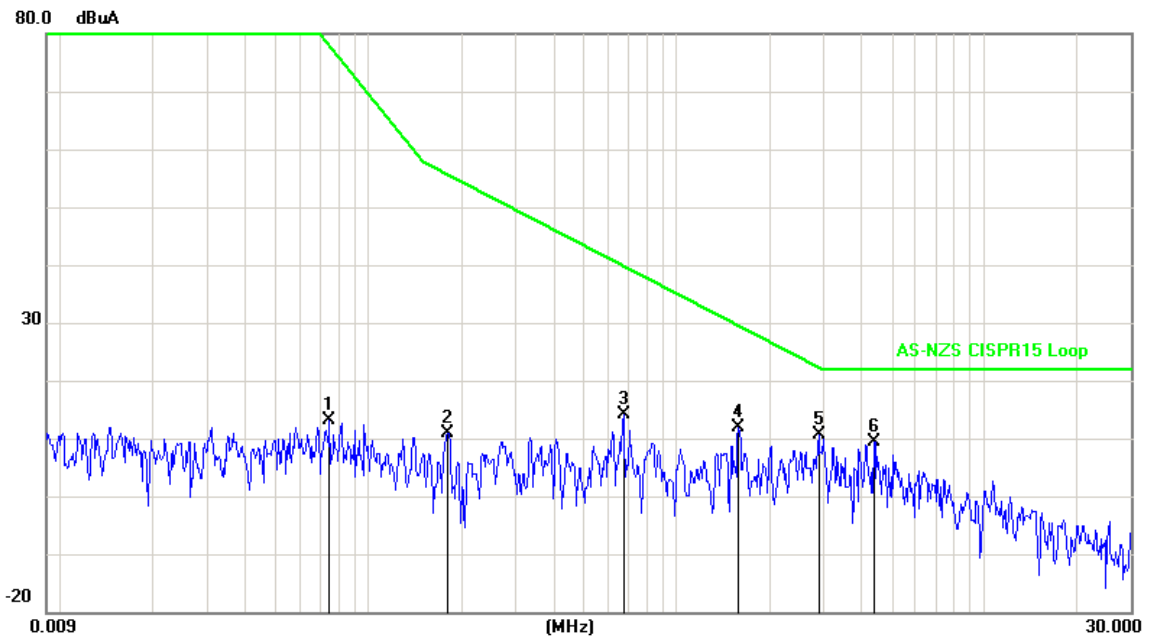
The requirements are	Fulfilled
Band width	9kHz
Frequency range	9kHz - 30 MHz
Min. limit margin MHz	>11.68 dB at 9kHz- 30MHz

Remarks: The limits are kept. For detailed results, please see the following page(s).

5.2.5 Test protocol

Test point	X	Result:	■ - passed □ - not passed
Operation mode	Normal		
Remarks:			

EUT	LED Driver
Operating Condition	AC 240V/50Hz
Operator	Leo
MODEL NO.	YJ-020WE036-600P



No.	Frequency (MHz)	Factor (dB)	Reading (dBuV)	Level (dBuV/m)	Limit (dBuV/m)	Margin (dB)	Det.
1	0.0748	55.60	-42.36	13.24	85.39	-72.15	peak
2	0.1810	55.62	-44.70	10.92	55.74	-44.82	peak
3	0.6736	55.17	-41.09	14.08	39.95	-25.87	peak
4	1.5916	54.48	-42.71	11.77	29.62	-17.85	peak
5	2.9009	54.51	-43.79	10.72	22.40	-11.68	peak
6	4.3873	52.39	-43.08	9.31	22.00	-12.69	peak

Copyright of this report is owned by Centre of Testing Service and may not be reproduced other than in full except with the written approval of the issuing Company.

CTS (Ningbo) Testing Service Technology Co., Ltd.

2/F., South Tower, Huoju Building, No.181, Canghai Road, Jiangdong Science and Technology Park, Ningbo, Zhejiang, China

Tel: +86-20-85543113 (32 lines)

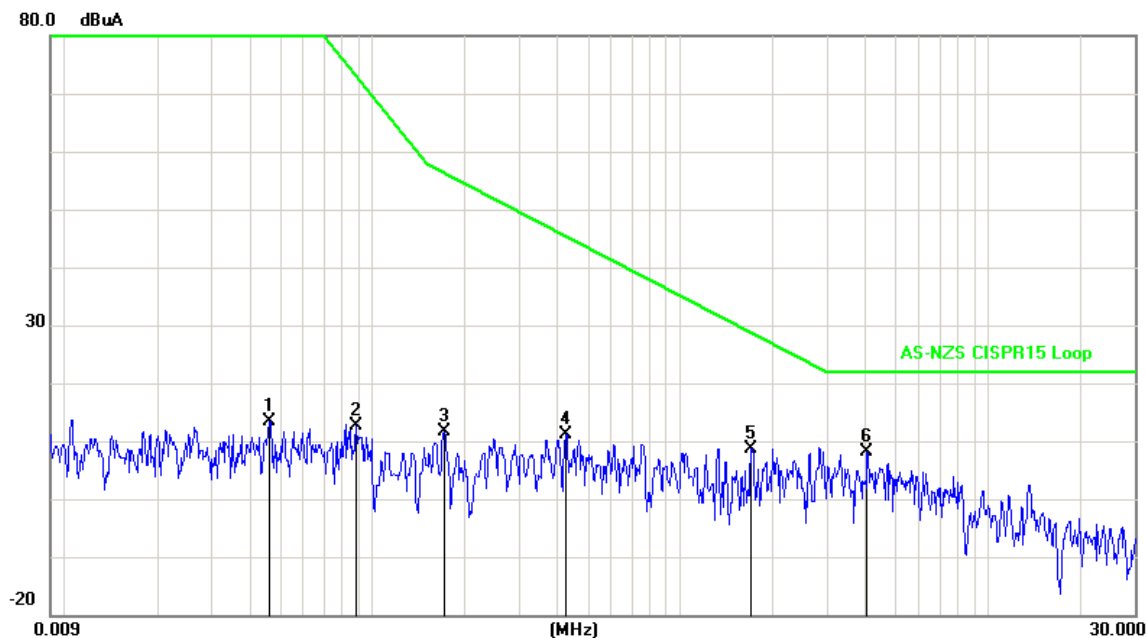
Fax: +86-20-38780406

Complaint line: +86-20-85533471

E-mail: cts@cts-lab.com.cn

See Reverse For Terms And Conditions of Service

Test point:	Y	Result:	■ - passed
Operation mode	Normal		□ - not passed
Remarks:			



No.	Frequency (MHz)	Factor (dB)	Reading (dBuV)	Level (dBuV/m)	Limit (dBuV/m)	Margin (dB)	Det.
1	0.0463	56.50	-43.06	13.44	88.00	-74.56	peak
2	0.0887	56.56	-43.99	12.57	78.68	-66.11	peak
3	0.1710	56.19	-44.57	11.62	56.43	-44.81	peak
4	0.4242	55.98	-44.83	11.15	45.51	-34.36	peak
5	1.6983	53.59	-44.92	8.67	28.84	-20.17	peak
6	4.0455	52.75	-44.65	8.10	22.00	-13.90	peak

Copyright of this report is owned by Centre of Testing Service and may not be reproduced other than in full except with the written approval of the issuing Company.

CTS (Ningbo) Testing Service Technology Co., Ltd.

2/F., South Tower, Huoju Building, No.181, Canghai Road, Jiangdong Science and Technology Park, Ningbo, Zhejiang, China

Tel: +86-20-85543113 (32 lines)

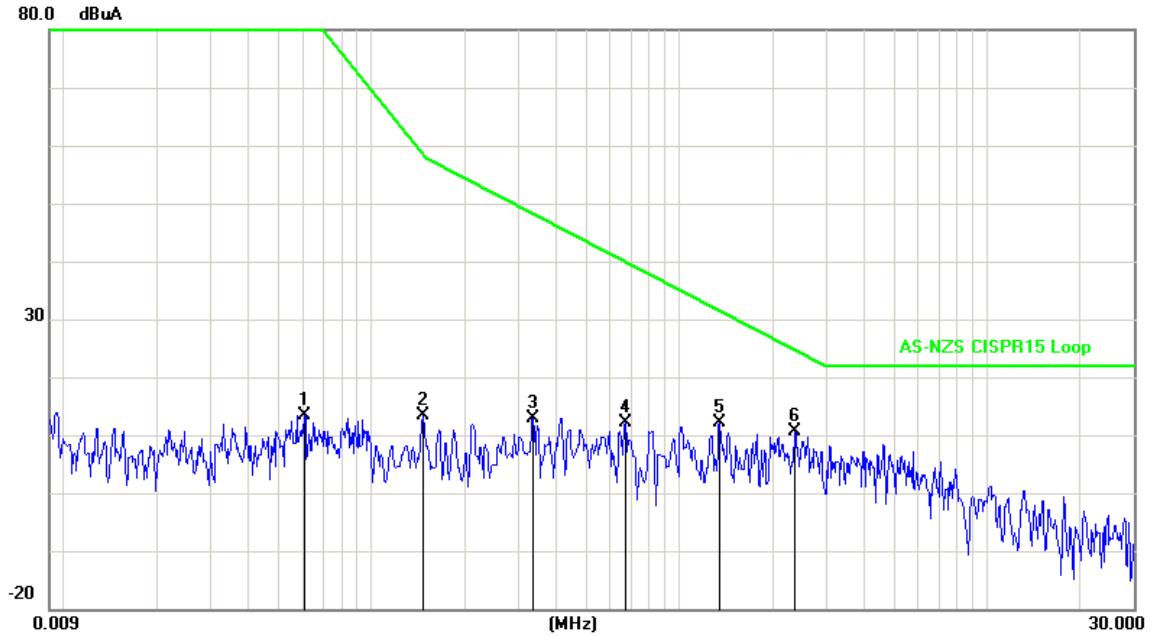
Fax: +86-20-38780406

Complaint line: +86-20-85533471

E-mail: cts@cts-lab.com.cn

See Reverse For Terms And Conditions of Service

Test point:	Z	Result:	■ - passed
Operation mode	Normal		□ - not passed
Remarks:			



No.	Frequency (MHz)	Factor (dB)	Reading (dBuV)	Level (dBuV/m)	Limit (dBuV/m)	Margin (dB)	Det.
1	0.0606	57.25	-43.79	13.46	88.00	-74.54	peak
2	0.1466	56.49	-43.08	13.41	58.90	-45.49	peak
3	0.3353	56.67	-43.85	12.82	48.33	-35.51	peak
4	0.6682	56.16	-44.11	12.05	40.05	-28.00	peak
5	1.3533	55.99	-43.90	12.09	31.57	-19.48	peak
6	2.3684	54.97	-44.33	10.64	24.84	-14.20	peak

Note: Level=Reading+Factor. Margin= Limit-Level

Copyright of this report is owned by Centre of Testing Service and may not be reproduced other than in full except with the written approval of the issuing Company.

CTS (Ningbo) Testing Service Technology Co., Ltd.

2/F., South Tower, Huoju Building, No.181, Canghai Road, Jiangdong Science and Technology Park, Ningbo, Zhejiang, China

Tel: +86-20-85543113 (32 lines)

Fax: +86-20-38780406

Complaint line: +86-20-85533471

E-mail: cts@cts-lab.com.cn

See Reverse For Terms And Conditions of Service

5.3 Radiated disturbance (Electric field)

For test instruments and accessories used see section 6 part 6.1.

5.3.1 Description of the test location

Test location : Semi-Anechoic chamber

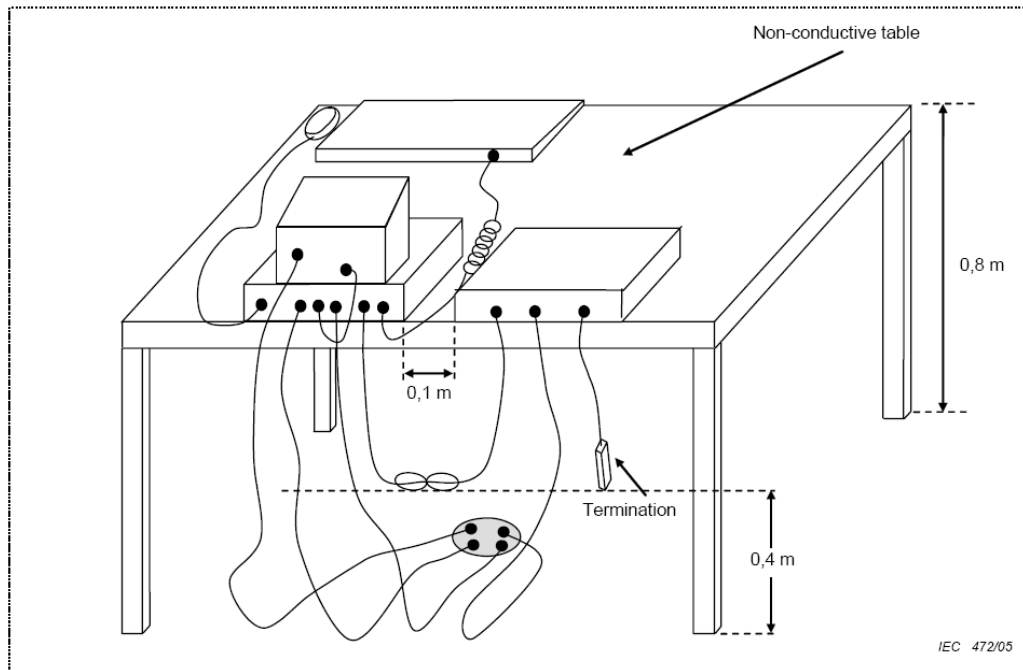
Test disturbance: 3 Meter

5.3.2 Description of the test set-up

5.3.2.1 Operating Condition

The EUT is engraving during the test, and the results of the maximum emanation are recorded

5.3.2.2 Block Diagram of Test Setup



5.3.3 Limits of disturbance

Frequency (MHz)	Distance (Meters)	Field Strengths Limits (dB μ V/m)
30 ~ 230	3	40
230 ~ 300	3	47

Note: (1) The tighter limit shall apply at the edge between two frequency bands.
 (2) Distance refers to the distance in meters between the test instrument antenna and the closest point of any part of the E.U.T.

5.3.4 Test result

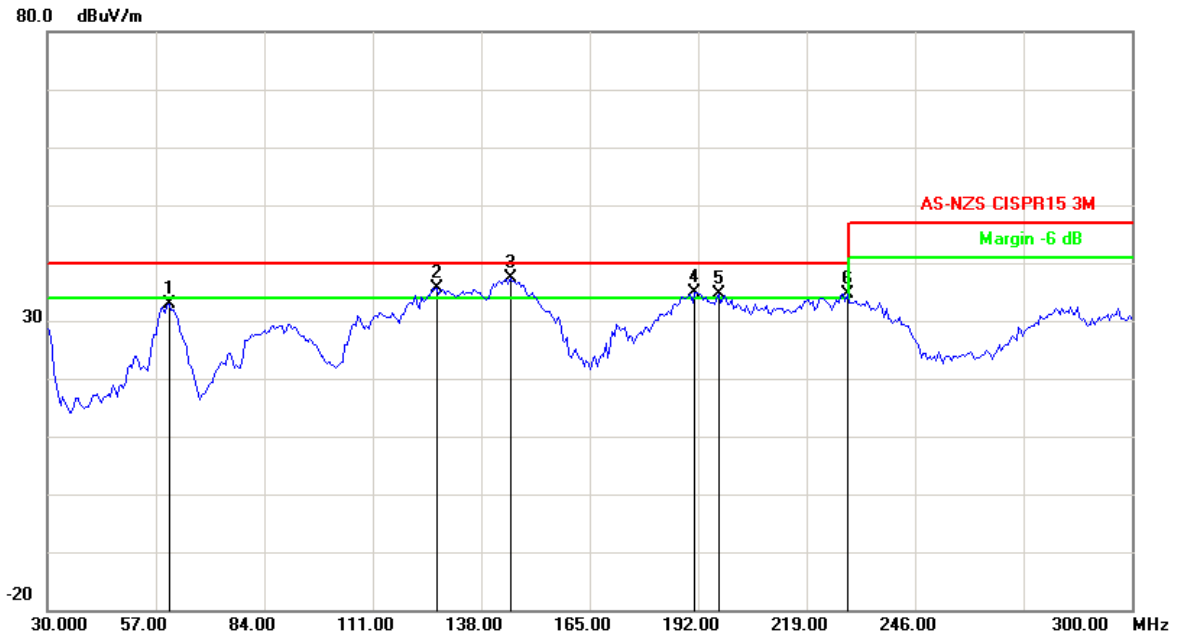
The requirements are	Fulfilled
Band width	120kHz
Frequency range	30 MHz - 300 MHz
Min. limit margin	>2.71 dB at 30 - 300 MHz

Remarks: The limits are kept. For detailed results, please see the following page(s).

5.3.5 Test protocol

Test point: Operation mode Remarks:	Horizontal Normal	Result:	<input checked="" type="checkbox"/> - passed <input type="checkbox"/> - not passed
---	----------------------	---------	---

EUT	LED Driver
Operating Condition	AC 240V/50Hz
Operator	Leo
MODEL NO.	YJ-020WE036-600P



No.	Frequency (MHz)	Factor (dB/m)	Reading (dBuV)	Level (dBuV/m)	Limit (dBuV/m)	Margin (dB)	Det.
1	60.3006	-24.12	56.98	32.86	40.00	-7.14	QP
2	126.8537	-17.40	53.11	35.71	40.00	-4.29	QP
3	145.2505	-16.88	54.17	37.29	40.00	-2.71	QP
4	191.2425	-12.09	46.96	34.87	40.00	-5.13	QP
5	197.1944	-12.48	47.08	34.60	40.00	-5.40	QP
6	229.1182	-12.35	46.90	34.55	40.00	-5.45	QP

Copyright of this report is owned by Centre of Testing Service and may not be reproduced other than in full except with the written approval of the issuing Company.

CTS (Ningbo) Testing Service Technology Co., Ltd.

2/F., South Tower, Huoju Building, No.181, Canghai Road, Jiangdong Science and Technology Park, Ningbo, Zhejiang, China

Tel: +86-20-85543113 (32 lines)

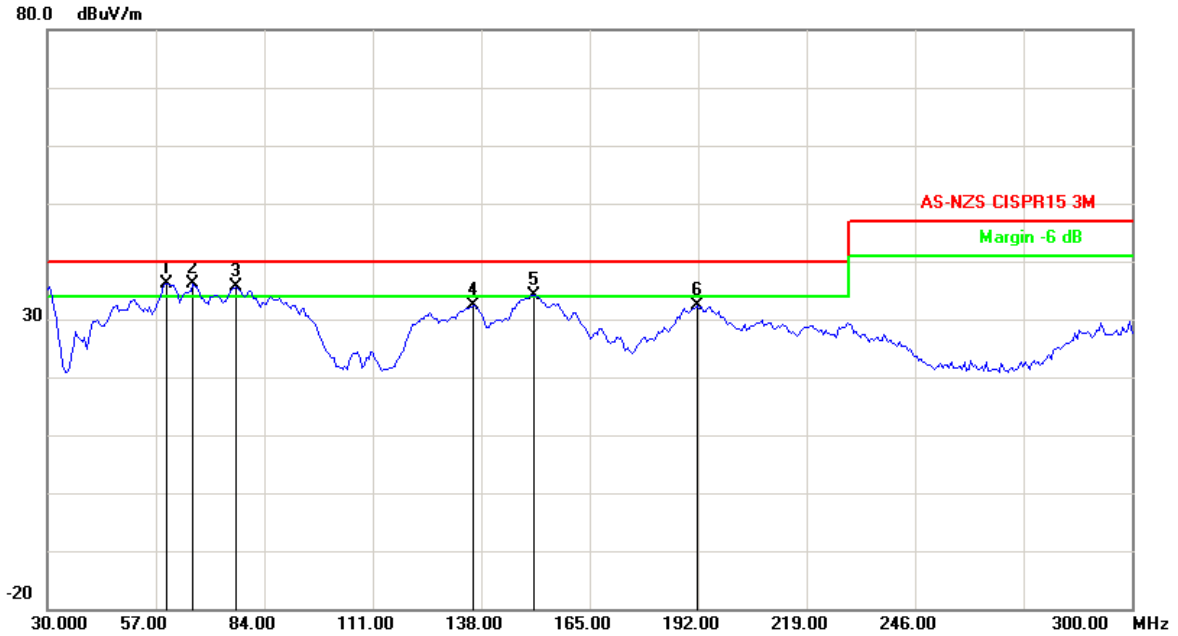
Fax: +86-20-38780406

Complaint line: +86-20-85533471

E-mail: cts@cts-lab.com.cn

See Reverse For Terms And Conditions of Service

Test point:	Vertical	Result:	■ - passed
Operation mode	Normal		□ - not passed
Remarks:			



No.	Frequency (MHz)	Factor (dB/m)	Reading (dBuV)	Level (dBuV/m)	Limit (dBuV/m)	Margin (dB)	Det.
1	59.7595	-24.62	60.85	36.23	40.00	-3.77	QP
2	66.2525	-23.65	59.70	36.05	40.00	-3.95	QP
3	77.0741	-21.43	57.04	35.61	40.00	-4.39	QP
4	136.0521	-16.65	48.99	32.34	40.00	-7.66	QP
5	151.2024	-17.53	51.69	34.16	40.00	-5.84	QP
6	191.7836	-12.13	44.46	32.33	40.00	-7.67	QP

Note: Level=Reading+Factor. Margin= Limit-Level

Copyright of this report is owned by Centre of Testing Service and may not be reproduced other than in full except with the written approval of the issuing Company.

CTS (Ningbo) Testing Service Technology Co., Ltd.

2/F., South Tower, Huoju Building, No.181, Canghai Road, Jiangdong Science and Technology Park, Ningbo, Zhejiang, China

Tel: +86-20-85543113 (32 lines)

Fax: +86-20-38780406

Complaint line: +86-20-85533471

E-mail: cts@cts-lab.com.cn

See Reverse For Terms And Conditions of Service

6 USED TEST EQUIPMENT

6.1					
Radiated disturbance (Electric field)					
Item	Test Equipment	Manufacturer	Model No.	Serial No.	Last Cal.
1	Signal analyzer	ROHDE & SCHWARZ	FSIQ26	100311	2013/03/28
2	EMI Test Receiver	ROHDE & SCHWARZ	ESVS 10	842885/001	2012/11/06
3	Biconical Antenna	ROHDE & SCHWARZ	HK116	100221	2013/03/29
4	Log per Antenna	ROHDE & SCHWARZ	HL223	100226	2013/03/29
5	Log per Antenna	ROHDE & SCHWARZ	HL050	100186	2013/03/29
6	Pre-Amplifier	EMC	EMC330	980113	2013/03/28
7	Pre-Amplifier	EMC	EMC012645	980114	2013/03/28
8	EMI Test Software	Farad	EZ-EMC	N/A	N/A

6.2					
Radiated Disturbance (Magnetic field)					
Item	Test Equipment	Manufacturer	Model No.	Serial No.	Last Cal.
1	Triple-Loop Antenna	ROHDE & SCHWARZ	HM020	100015	2012/11/20
2	EMI Test Software	Farad	EZ-EMC	N/A	N/A

6.3					
Conducted Disturbance					
Item	Test Equipment	Manufacturer	Model No.	Serial No.	Last Cal.
1	EMI Test Receiver	ROHDE & SCHWARZ	ESCI	100868	2012/11/06
2	Artificial Mains	ROHDE & SCHWARZ	ESH3-Z5	832479/025	2012/11/06
3	Artificial Mains	ROHDE & SCHWARZ	ESH3-Z6	100140	2012/11/06
4	Pulse Limiter	ROHDE & SCHWARZ	ESHS-Z2	100301	2012/11/06
5	EMI Test Software	Farad	EZ-EMC	N/A	N/A

Copyright of this report is owned by Centre of Testing Service and may not be reproduced other than in full except with the written approval of the issuing Company.

CTS (Ningbo) Testing Service Technology Co., Ltd.

2/F., South Tower, Huoju Building, No.181, Canghai Road, Jiangdong Science and Technology Park, Ningbo, Zhejiang, China

Tel: +86-20-85543113 (32 lines)

Fax: +86-20-38780406

Complaint line: +86-20-85533471

E-mail: cts@cts-lab.com.cn

See Reverse For Terms And Conditions of Service

7 TEST PHOTOGRAPHS


7.1. Photo of power line conducted emission measurement (C.E.)



7.2. Photo of radiated emission measurement (R.E. Magnetic field)



7.3. Photo of radiated emission measurement (R.E. Electric field)



Copyright of this report is owned by Centre of Testing Service and may not be reproduced other than in full except with the written approval of the issuing Company.

CTS (Ningbo) Testing Service Technology Co., Ltd.

2/F., South Tower, Huoju Building, No.181, Canghai Road, Jiangdong Science and Technology Park, Ningbo, Zhejiang, China

Tel: +86-20-85543113 (32 lines)

Fax: +86-20-38780406

Complaint line: +86-20-85533471

E-mail: cts@cts-lab.com.cn

See Reverse For Terms And Conditions of Service


8 EXTERNAL AND INTERNAL PHOTOS OF THE EUT



External view 1



External view 2



External view 3

Copyright of this report is owned by Centre of Testing Service and may not be reproduced other than in full except with the written approval of the issuing Company.

CTS (Ningbo) Testing Service Technology Co., Ltd.

2/F., South Tower, Huoju Building, No.181, Canghai Road, Jiangdong Science and Technology Park, Ningbo, Zhejiang, China

Tel: +86-20-85543113 (32 lines)

Fax: +86-20-38780406

Complaint line: +86-20-85533471

E-mail: cts@cts-lab.com.cn


See Reverse For Terms And Conditions of Service



External view 4



External view 5



External view 6

Copyright of this report is owned by Centre of Testing Service and may not be reproduced other than in full except with the written approval of the issuing Company.

CTS (Ningbo) Testing Service Technology Co., Ltd.

2/F., South Tower, Huoju Building, No.181, Canghai Road, Jiangdong Science and Technology Park, Ningbo, Zhejiang, China

Tel: +86-20-85543113 (32 lines)

Fax: +86-20-38780406

Complaint line: +86-20-85533471

E-mail: cts@cts-lab.com.cn

See Reverse For Terms And Conditions of Service



Internal View



Label



PCB View 1

Copyright of this report is owned by Centre of Testing Service and may not be reproduced other than in full except with the written approval of the issuing Company.

CTS (Ningbo) Testing Service Technology Co., Ltd.

2/F., South Tower, Huoju Building, No.181, Canghai Road, Jiangdong Science and Technology Park, Ningbo, Zhejiang, China


Tel: +86-20-85543113 (32 lines)

Fax: +86-20-38780406

Complaint line: +86-20-85533471

E-mail: cts@cts-lab.com.cn

See Reverse For Terms And Conditions of Service



PCB View 2

Copyright of this report is owned by Centre of Testing Service and may not be reproduced other than in full except with the written approval of the issuing Company.

CTS (Ningbo) Testing Service Technology Co., Ltd.

2/F., South Tower, Huoju Building, No.181, Canghai Road, Jiangdong Science and Technology Park, Ningbo, Zhejiang, China

Tel: +86-20-85543113 (32 lines)

Fax: +86-20-38780406

Complaint line: +86-20-85533471

E-mail: cts@cts-lab.com.cn

See Reverse For Terms And Conditions of Service

9 Manufacturer/ Approval holder Declaration

The following identical model(s):

**YJ-010WE036-250P, YJ-010WE036-150P, YJ-010WE036-300P, YJ-020WE036-500P,
YJ-020WE036-450P, YJ-020WE036-350P, YJ-020WE036-550P**

Belong to the tested device:

Product description: **LED Driver**
Model name: **YJ-020WE036-600P**